



KT Series Submersible Industrial Pumps

806182 - BIA-KT215

806183 - BIA-KT222

806184 - BIA-KT322

806185 - BIA-KT337

806186 - BIA-KT355

806187- BIA-KT475



1. Introduction

Congratulations on your purchase of a KT Series pump. Bianco Pumpz offers performance, dependability, and reliability.

The KT Series is a new range of industrial submersible pumps which are suitable for de-watering of construction sites, tunnels and pumping ground or storm water from residential, commercial, mining and building sites.

The KT Series range uses Hi-Chrome components to achieve superior abrasion resistant submersible pumps. The pumps are very quiet and are ideal for applications within residential areas for storm water pits and basements.

2. Key Features

Designed for de-watering of construction sites and pits. General de-watering where there is abrasive material. Suitable for construction sites, storm water and basements.






Special features:

- Industrial grade coating
- Through body motor cooling
- Heavy duty handle
- Hi-Chrome components
- Epoxy resin sealed cable entry
- Stainless steel strainer
- Max water depth: 8m








3. Contents

1. Introduction	2
2. Key Features.....	2
3. Contents	3
4. ISO 7010 Symbols used in this manual	3
5. Warnings.....	4
6. Cautions	4
7. Technical Specifications.....	5
8. Electrical Connections	5
9. General installation notes.....	6
10. Trouble Shooting Guide	6
11. Warranties – Terms and Conditions.....	7

4. ISO 7010 Symbols used in this manual

	Warning - Electrical safety
	Warning – Potential consequences of use outside of intended application(s). Includes environmental condition warnings.
	Mandatory warning
	Warning to disconnect power
	Read carefully

5. Warnings

	<p>Read the manual carefully before starting and retain for future reference.</p>
	<p>Prior to starting installation or any maintenance the pump must be disconnected from the power supply and pressure relieved from the system including controller, pump and associated pipework.</p>
	<p>Any changes or modification to the wiring must be carried out by suitably qualified personnel.</p>
	<p>A qualified electrician should correctly size and install circuit breakers to protect the power supply. The fitment of additional surge protection is recommended.</p>
	<p>This appliance is not intended for use by persons (including children) with reduced physical, sensory or mental capabilities, or lack of experience and knowledge, unless they have been given supervision or instruction concerning use of the appliance by a person responsible for their safety. Children should be supervised to ensure that they do not play with the appliance.</p>
	<p>To avoid excessive thermal shock to the motor the pump should not start more than 20 times in any one-hour period.</p>
	<p>Ensure that the installation will comply with all applicable local regulations.</p>

6. Cautions

6.1 Protect the pump and controller from rain and moisture and minimise exposure to extremes of heat and cold. Operating range 2°C - 40°C.

6.2 Ensure the pump is wired to run in the correct rotation according to the arrows on the pump i.e., counter clockwise looking at the impeller end. Running the pump in reverse rotation will cause damage and void the warranty.

6.3 Running the pump without water or allowing the pump to run dry will damage the mechanical seal and void the warranty.

6.4 Avoid situations where the pump could be exposed to corrosive liquids or gasses, or to flammable materials, solvents etc.

6.5 Fitment and replacement must be carried out by competent, skilled, qualified personnel.

7. Technical Specifications

Voltage: 415V 50Hz Three Phase

Pumps should never be used to pump flammable or corrosive fluids.

This pump is designed to pump wastewater, sandy and silty water and water containing mild pollutants at ambient temperatures.

SPECIFICATIONS

Part Number	Item	kW	Hz	Volts	Amps	Max Head (m)	Max Flow (lpm)	IP Rating	Outlet Connection	Float	Weight (kg)
BIA-KT215	806182	1.50	50	415	3.2	22	505	68-8m	50mm 2" hose	No	33
BIA-KT222	806183	2.20	50	415	5.0	26	670	68-8m	50mm 2" hose	No	38
BIA-KT322	806184	2.20	50	415	5.0	22	800	68-8m	80mm 3" hose	No	38
BIA-KT337	806185	3.70	50	415	8.0	32	760	68-8m	80mm 3" hose	No	68
BIA-KT355	806186	5.50	50	415	11.5	36	1360	68-8m	80mm 3" hose	No	78
BIA-KT475	806187	7.50	50	415	15.0	39	1550	68-8m	100mm 4" hose	No	139

8. Electrical Connections

Voltage: 415V 50Hz Three Phase, +/-10%, DOL connection

WARNINGS:

- All electrical work must be performed by an authorized electrician, in compliance with Australian Wiring Rules. Never allow an unauthorized person to perform electrical work.
- Improper wiring can lead to current leakage, electrocution, fire or pump failure.
- Provide a dedicated earth leakage circuit breaker and a thermal overload relay suitable for the pump. Failure to follow this warning can cause electrical shock or explosion.

Check to ensure the pump is wired to run in the correct rotation according to the arrows on the pump, i.e., counter clockwise looking at the impeller end before the pump is installed. Rotation can be reversed by swapping any two of the U V W pump conductors. Before changing the connections for reverse rotation, make sure that the power supply is disconnected.

Running the pump in reverse rotation will cause damage and void the warranty.

Exercise care with the power cord. Route the cord carefully to avoid potential snagging or chafing hazards. Never lift the pump by the power cord

9. General installation notes

Never remove or lift a pump by its power cable. A rope or lifting chain must be attached to the handle of the pump at the time of installation.

The pump must be operated seated on its base and never when suspended.

The Bianco KT Series of pumps has through body motor cooling that allows continuous operation at lower submergences. Please see table below.

Part Number	Item	Minimum Submergence for continuous operation (mm)
BIA-KT215	806182	120
BIA-KT222	806183	120
BIA-KT322	806184	120
BIA-KT337	806185	150
BIA-KT355	806186	150
BIA-KT475	806187	190

This pump must not be used by children or infirm persons to prevent potential injury. The electricity supply must always be switched off prior to handling the pump. Failure to do so could result in injury.

If the supply cord is damaged, the pump should be returned to White International or one of its Authorized Service Agents (list available on request) for repair in order to avoid potential injury / electrical shock.

10. Trouble Shooting Guide

PROBLEM	POSSIBLE CAUSE
Pump does not run and hums.	<ol style="list-style-type: none"> 1. Circuit breaker is off or fuse is burnt or loose 2. Pump internal thermal protection has intervened 3. Water level in sump has not reached turn on level if controlled by floats 4. Pump cable not correctly connected 5. Float switch is stuck if controlled by float switches 6. Damaged electric motor
Pump runs but does not deliver water.	<ol style="list-style-type: none"> 1. Check valve is installed backwards 2. Discharge shut off valve (if used) is closed 3. Impeller or volute are partially or fully blocked 4. Pump is air locked 5. Inlet holes in strainer are blocked 6. Vertical distance is too high 7. Flexible discharge pipe work is kinked 8. Pump running backwards
Pump runs but does not stop.	<ol style="list-style-type: none"> 1. Float switch is stuck on if controlled by float switches 2. Faulty float switch if controlled by float switches
Pump runs but delivers small amount of water.	<ol style="list-style-type: none"> 1. Discharge shut off valve (if used) is closed 2. Impeller or volute are partially or fully blocked 3. Pump is air locked 4. Inlet holes in strainer are blocked 5. Vertical distance is too high 6. Flexible discharge pipe work is kinked
Pump runs but vibrates and is noisy.	<ol style="list-style-type: none"> 1. Pump running backwards 2. Impeller and volute partially blocked

11. Warranties – Terms and Conditions

This warranty is given in addition to the consumer guarantees found within the Australian Competition and Consumer Act 2010 (Cth) for goods purchased in Australia and the Consumer Guarantees Act 1993 NZ for goods purchased in New Zealand:



1) White International Pty Ltd / White International NZ Ltd (White International) warrant that all products distributed are free from defects in workmanship and materials, for their provided warranty period as indicated on the top or opposite side of this document. Subject to the conditions of the warranty, White International will repair any defective products free of charge at the premises of our authorised service agents throughout Australia and New Zealand if a defect in the product appears during the warranty period. If you believe that you have purchased a defective product and wish to make a claim under this warranty, contact us on our Sales Hotline on 1300 783 601, or send your claim to our postal address or fax line below and we will advise you as to how next to proceed. You will be required to supply a copy of your proof of purchase to make a claim under this warranty.

2) This warranty excludes transportation costs to and from White International or its appointed service agents and excludes defects due to non-compliance with installation instructions, neglect or misuse, inadequate protection against the elements, low voltage or use or operation for purposes other than those for which they were designed. For further information regarding the suitability of your intended application contact us on our Sales Hotline on 1300 783 601. If you make an invalid claim under this warranty, the original product will be sent back to you unrepai red.

3) This warranty refers only to products sold after the 1st January 2012, and is not transferable to another product type and only applies to the original owner, purchaser or end user, and is in addition to the consumer guarantees found within the Competition and Consumer Act 2010 (Cth) for goods purchased in Australia and the Consumer Guarantees Act 1993 (NZ) for goods purchased in New Zealand.

4) Our goods come with guarantees that cannot be excluded under the Australian Consumer Law. You are entitled to a replacement or refund for a major failure and for compensation for any other reasonably foreseeable loss or damage. You are also entitled to have the goods repaired or replaced if the goods fail to be of acceptable quality and the failure does not amount to a major failure. 3 YEAR WARRANTY.

5) To the fullest extent permitted by law, White International excludes its liability for all other conditions or warranties which would or might otherwise be implied at law. To the fullest extent permitted by law, White International's liability under this warranty and any other conditions, guarantees or warranties at law that cannot be excluded, including those in the Competition and Consumer Act 2010 (Cth), is expressly limited to: (a) in the case of products, the replacement of the product or the supply of equivalent product, the payment of the cost of replacing the product or of acquiring an equivalent product or the repair of the product or payment of the cost of having the product repaired, is at the discretion of White International or a 3rd party tribunal elected under the Competition and Consumer Act 2010 (Cth) for goods purchased in Australia and the Consumer Guarantees Act 1993 (NZ) for goods purchased in New Zealand; and

6) To the fullest extent permitted by law, this warranty supersedes all other warranties attached to the product or its packaging.

7) In the case of services, supplying the services again or the payment of the cost of having the services supplied again, is at the discretion of White International or a 3rd party tribunal elected under the Competition and Consumer Act 2010 (Cth) for goods purchased in Australia and the Consumer Guarantees Act 1993 (NZ) for goods purchased in New Zealand. 8) Our warranty commences from the date of purchase of the above mentioned pumps. Proof of purchase is required before consideration under warranty is given.

Record your date of purchase in the space below and retain this copy for your records.

Date of Purchase **Model Purchased**



www.whiteint.com.au

www.whiteint.co.nz

Please always refer to our website for further technical information & new product innovations

Disclaimer: Every effort has been made to publish the correct information in this manual.

No responsibility will be taken for errors, omissions or changes in product specifications.

© 2020 Copyright White International Pty Ltd

TM ® - WARNING: Please be aware that various brands & products depicted within this document are subject to trademark, patent or design registrations. Infringement of any intellectual property contained within this document without express written authority by the appropriate intellectual property holder may result in further legal action to be taken. For any queries regarding use of the contained information please feel free to contact White International Pty Ltd.